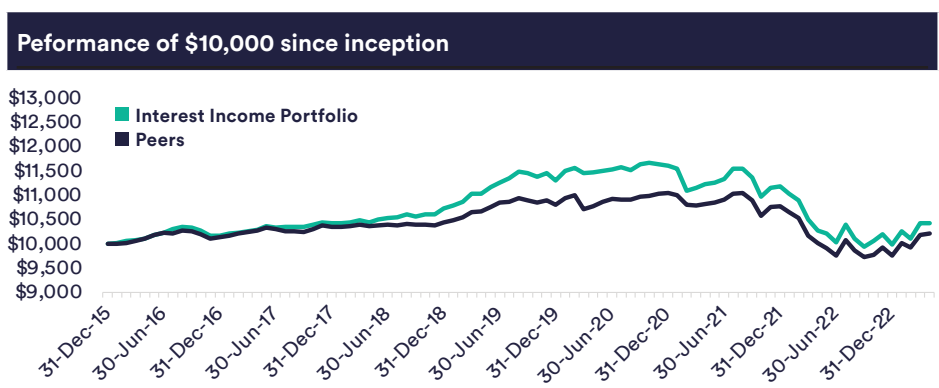


InvestSMART Interest Income Portfolio

Data as at 30 April 2023

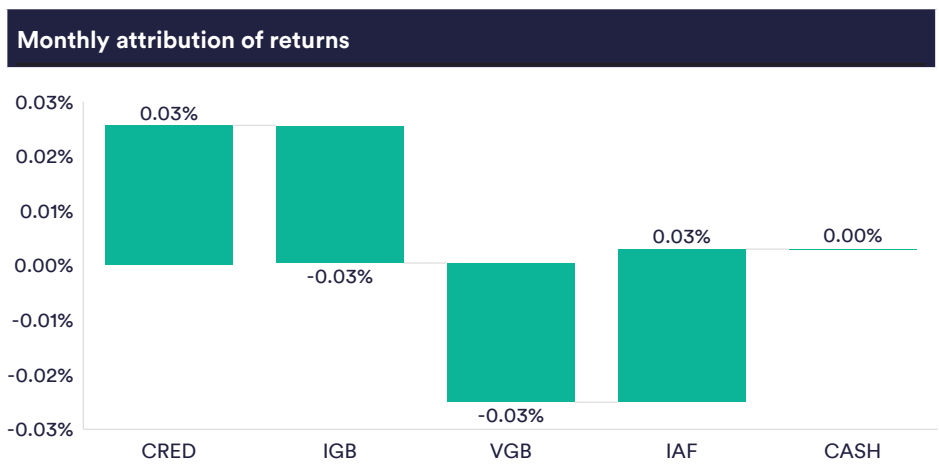
Portfolio inception: 23 December 2015



Performance vs Peers

	1 yr	3 yrs p.a	5 yrs p.a	7 yrs p.a	SI p.a
Interest Income Portfolio	1.4%	-3.1%	0.0%	0.4%	0.6%
Peers	2.0%	-1.8%	-0.3%	0.1%	0.3%
Excess to Peers	-0.6%	-1.3%	0.3%	0.3%	0.3%

InvestSMART Interest Income fees are 0.55% p.a. vs average of 252 peers 0.86% p.a.
Grow your returns, not your fees with InvestSMART **Capped fees**



Portfolio mandate

The Interest Income Portfolio is designed to preserve your capital, enjoy predictable income and still earn returns higher than cash.

The objective is to invest in a portfolio of 1-10 exchange traded funds (ETFs) to provide broad exposure to fixed interest assets, all managed in the one portfolio.

\$10,000
Minimum initial investment

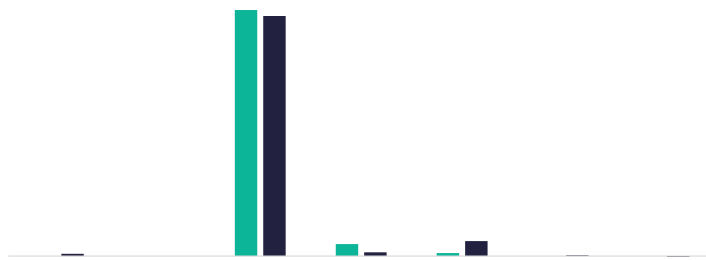
2+ yrs
Suggested investment timeframe

5 - 20
Indicative number of securities


Risk profile: Low - Medium
Expected loss in 1 to 2 years out of every 20 years

Bloomberg AusBond Composite 0+Yr TR AUD Index
Benchmark

Asset allocation vs Peers



	Dom Eq	Intl Eq	Dom FI	Intl FI	Cash	Property	Other
InvestSMART Interest Income	0.00%	0.00%	94.37%	4.59%	1.05%	0.00%	0.00%
Peers	0.92%	0.00%	92.08%	1.36%	5.64%	0.00%	0.00%



Portfolio mandate


The Interest Income Portfolio is designed to preserve your capital, enjoy predictable income and still earn returns higher than cash.


The objective is to invest in a portfolio of 1-10 exchange traded funds (ETFs) to provide broad exposure to fixed interest assets, all managed in the one portfolio.

 **\$10,000**
Minimum initial investment

 **2+ yrs**
Suggested investment timeframe

 **5 - 20**
Indicative number of securities

 **Risk profile: Low - Medium**
Expected loss in 1 to 2 years out of every 20 years

 **Bloomberg AusBond Composite 0+Yr TR AUD Index**
Benchmark

Our Investment Committee



Alastair Davidson
Head of Funds Management



Effie Zahos
Independent Director



Alan Kohler
Editor-in-Chief



Paul Clitheroe
Chairman



Ron Hodge
Managing Director

This document has been prepared by InvestSMART Funds Management Limited (ABN 62 067 751 759, AFSL 246441) (InvestSMART), the responsible entity of the InvestSMART Capped Fee Portfolios (Fund) and issuer of the Fund. While every care has been taken in the preparation of this document, InvestSMART makes no representations or warranties as to the accuracy or completeness of any statement in it. To the maximum extent permitted by law, neither InvestSMART, its directors, employees or agents accept any liability for any loss arising in relation to this document. This document is not an endorsement that this portfolio is appropriate for you and should not be relied upon in making a decision to invest in this product. You should always consider the relevant disclosure document (including Product Disclosure Statement, Investment Menu, Target Market Determination and Financial Services Guide along with any accompanying materials) and/or seek professional advice before making any investment decision. Disclosure documents for financial products offered by InvestSMART can be downloaded from the InvestSMART website or obtained by contacting 1300 880 160. The document provides general financial information only. InvestSMART has NOT considered your personal objectives, financial situation and needs when preparing this document. You should consider your individual objectives, financial situation and needs and seek professional advice where necessary before making any investment decision. Past performance is not a reliable indicator of future performance. InvestSMART does not assure nor guarantee the performance of any financial products offered. InvestSMART, its associates and their respective directors and other staff each declare that they may, from time to time, hold interests in securities that are contained in this investment product.